



Directions:


1. Draw colored circles on your worksheet next to the element listed.
2. Pick a molecule from the basket, draw it in the first column, write the formula in the second column, and answer yes or no in the rest of the columns.




= 1 hydrogen atom



= 1 oxygen atom



= 1 sodium atom



= 1 chlorine atom